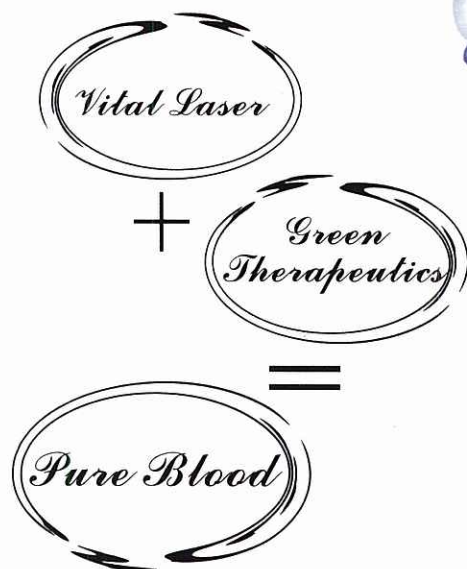


Patent No: 200530069303.0

ZD-LSBC Laser Blood Cleaner(homely)



The root of the cardiovascular & cerebrovascular disease is blood!

"Laser-blood therapeutics" is a great achievement by the use of laser technique. It can produce and clean blood by improving and recovering the physical function of blood at the irradiation of low strength laser. For example, reducing the blood glutinosity, improving the lacking of Oxygen, and cleaning the extra free radicals. Prevent and treat hypertension, high blood fat, coronary cardioatic disease, angina, and other cardiovascular and encephalovascular diseases basically.

ZD-LSBC successfully adopts the low strength laser of 650nm wavelength, which open the new generation of blood therapy. The obvious advantages of ZD-LSBC are non-injured without injecting vascular. So infection and bleeding are avoided, the homely use becomes true.

Patent No: 200530069303.0

ZD-LSBC Laser Blood Cleaner(homely)

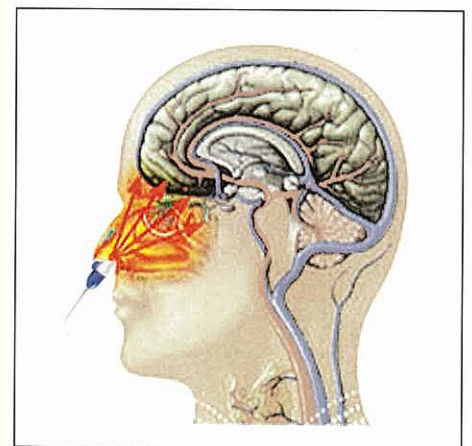


The Main Principle

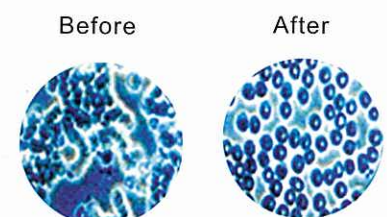
- ZD-LSPB gets low strength laser radiation of 650nm wavelength, which can be absorbed by blood through nasal mucous membrane.
- Low strength laser of 650nm wavelength, is on the top of the HB spectral analysis, which can be absorbed strongly by HB.
- Low strength laser of 650nm wavelength can make the extra fat wrapping around the RBC drop down. So the electriferous power of RBC recovers and the transmutation of RBC improves. Cardiovascular and encephalovascular diseases of lacking blood can be prevented and treated.
- With the dropping down of the exact fat, the combinative Oxygen of RBC will be increase deeply. The supply of Oxygen in body is improved at the same time.
- Low strength laser of 650nm wavelength can correct the abnormal metabolism of fat, keeping the balance of fat level and the proportion of cholesterol and lecithoid.

Applications

- **Treatment:** high blood fat, high blood glutinosity, hypertension, coronary heart disease, angina, myocardial infarction, atheroma, etc.
- **Recovering:** the sequelas of cardiovascular & cerebrovascular diseases, such as, aphemia, hemiplegia, anaesthesia, etc.
- **Prevention:** apoplexy, myocardial infarction, etc.
- **Improvement:** headache, dizzy, heart-throb, breathe hard, weak, etc.
- **Modulation:** endocrinopathy, such as, diabetes, etc.



Control experiment (treatment effect)



Blood and health

The human body blood is made up of water, oxygen, the red blood cell, the white blood cell, the blood platelet, the cholesterol, TAG and so on, the oxygen and the nutriment normal replace and transport, the unnecessary material normal metabolism only then can maintain the health of the human body. Because go with the age growth metabolism ability drops and takes too much of high heat food, causes the cholesterol, TAG etc., blood trash to gather in the blood, the blood fats deposits on the blood vessel wall for a long time. All make blood became glue-like, not only causes the blood vessel tube cavity to change, and the blood stream to be impeded, but also destruct the cell in the blood vessel, urges the angiosclerosis, when block and induration develops the certain degree, inevitably causes the heart & brain blood vessel disease arise suddenly.

The medicine research proves: The base of the heart & brain blood vessel disease is the atherosclerosis, for instance, coronary heart disease, hypertension, cerebral thrombus and so on, but the material base of the atherosclerosis is trash on the blood vessel wall, the blood sticks thickly. Therefore if want to prevent the heart brain & blood disease on basically, beginning with blood purification, blood trash elimination.

Vital Laser + Green Therapeutics=Pure Blood!

Laser, is the "the most pure" energy that does not depend on any materials enters the human body. The "low strength laser therapy" is praised as a "21st centuries green therapy" by the international medical science field. Laser can produce many efficacy in live organize spread of process, such as the light effect, hot effect, the living creature stimulates effect, strong electromagnetism effect, etc., and induce the answer responds of body, and no vestiges, no side effect. Laser of another unique features is that can cure the pathological tissue, but no side effect to normal tissue.

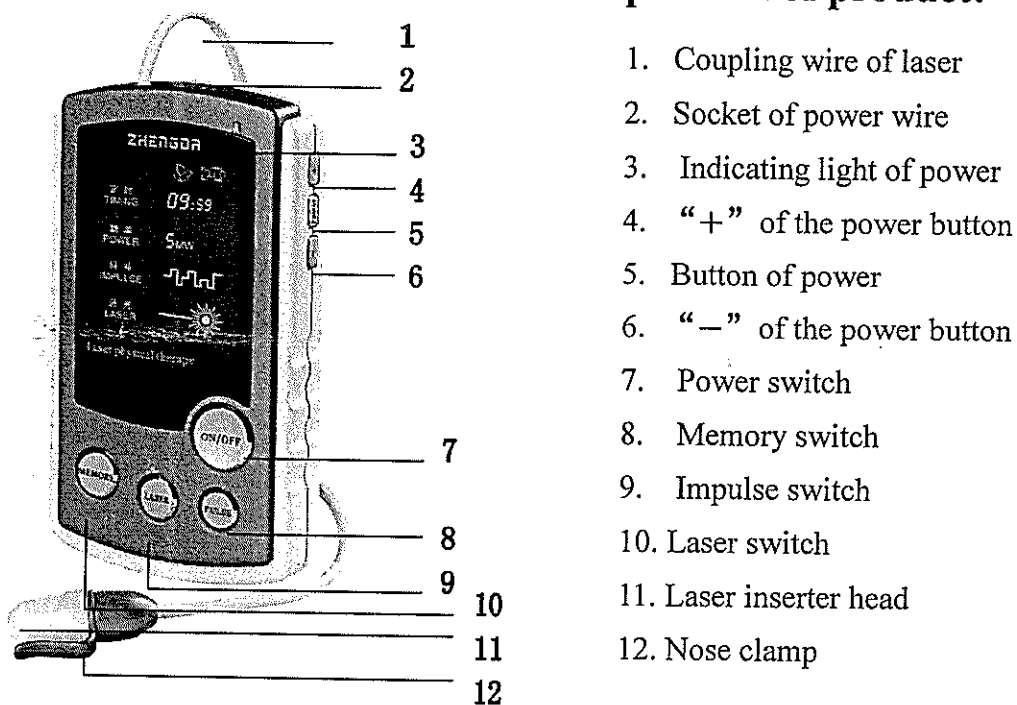
"**Laser-blood therapeutics**" is a great achievement by the use of laser technique. It can produce and clean blood by improving and recovering the physical function of blood at the irradiation of low strength laser. For example, reducing the blood glutinosity, improving the lacking of Oxygen, and cleaning the extra free radicals. Prevent and treat hypertension, high blood fat, coronary cardioatic disease, angina, and other cardiovascular and encephalovascular diseases basically.

The Main Principle:

- ZD-LSBC gets low level laser radiation of 650nm wavelength, which can be absorbed by blood through nasal mucous membrane.
- Low level laser of 650nm wavelength, is on the top of the HB spectral analysis, which can be absorbed strongly by HB.

- Low level laser of 650nm wavelength can make the extra fat wrapping around the RBC drop down. So the electriferous power of RBC recovers and the transmutation of RBC improves. Cardiovascular and encephalovascular diseases of lacking blood can be prevented and treated.
- With the dropping down of the exact fat, the combinative Oxygen of RBC will be increase deeply. The supply of Oxygen in body is improved at the same time.
- Low level laser of 650nm wavelength can correct the abnormal metabolism of fat, keeping the balance of fat level and the proportion of cholesterol and lecithoid.
- It can active the sympathetic nerve and the vice-sympathetic nerve, so the circulation of blood in the brain and all over the body will be improved obviously.

The functional structure and composition of product:



Preparation before use:

1. Please install 3 pieces AAA 1.2V Nickel-Hydrogen rechargeable batteries.
2. Please press the power button, check the indicating light is lighting, time setting display on the LCD screen, if already set the operating procedures, the procedure will display on the LCD screen when turn on the power, the laser will shoot out from the laser device head.
3. If the indicating light and LCD screen don't shine, it needs to be recharged or use 220V AC directly.

Directions For Correct Use:

I . parameter:

At first, please confirm the power cable in the right way, or check if the rechargeable batteries in the

back cover are installed or not, press the power button (ON/OFF), begin to set parameter.

1. Set time: "timing: ——: ——" will displayed on the LCD screen when turn on the power, press TIME button, the treatment lasts 20 minutes, press the "+" button above the TIME button, set the treatment time is 30 minutes, press the "-" button under the TIME button, set the treatment time is 10 minutes. Choose the time from 10m to 30m based on the degree of disease; this time is for both sides of nostrils.
2. Set output power: press POWER button, the laser's output power is 4mw. press the "+" button above the POWER button, set the power is 5mw, press the "-" button under the POWER button, set the power is 3mw.
3. Set impulse: Press impulse button to set. You can set the output laser is impulse laser
4. Set laser: press Laser switch to set. You can set the output laser is linear laser.
5. Set memory function: after setting the parameter, press MEMORY button to keep the data, turn off the power. When you use it again, turns on the POWER directly, it can be used normally following the operating procedures. If set the parameter again, press the MEMORY button, then set again.

II . Directions for correct operation:

1. Keep nasal cavity cleanliness and dry.
2. Choose and cover the nose inserter with the suitable cap, then insert it into nasal cavity for irradiation, nosewing is nipped by the nose clamp to fix the nose inserter, keeping the laser focus in the center of nose bridge, turning on the power, it will irradiate according to the procedure automatically.
3. The treatment lasts 30 minutes, with 15 min for ach side of nasal cavity. There is buzz sound for suggestion after the first 15 min, and then the patient should change the inserter into another nasal cavity. There is buzz sound suggesting the end of treatment after 30 min irradiation, and then the laser output will be shut off automatically.
4. After treatment, clean the nose inserter and take it off, put into the package box together with the device for protection.

Operation guide of battery recharging:

1. Ensure the batteries in box of your device are eligible rechargeable batteries.
2. The device needs to be recharged if the label of battery display only leave one that suggesting the device working under the low voltage.
3. Before recharge, press Memory button to cancel the operating procedures, make the LCD

screen display “timing: ——: ——”, when turn on the power.

4. Insert the plug into the recharging joint at the above side of the shell face before recharging, then put through the power of 220V AC, press the Power switch, the label of battery shining while recharging. Generally, the first recharging of a new device needs about 4 hours, and later needs 3 hours each time, the device can work continuously for 3-4 hours after recharging once.
5. When the device under recharging, it still can be used with power of AC directly if necessary.
6. When finish recharging, the label of the battery display full on the LCD screen.

Applications:

Treatment: high blood fat, high blood glutinosity, hypertension, coronary heart disease, angina, myocardial infarction, atheroma, etc.

Recovering: the sequelas of cardiovascular & cerebrovascular diseases, such as, hemiplegia, anaesthesia, etc.


Prevention: apoplexy, myocardial infarction, etc.

Improvement: headache, dizzy, heart-throb, breathe hard, weak, etc.

Modulation: endocrinopathy, such as, diabetes, etc.

Control experiment (treatment effect)

After used the device treating 30 minutes later, the changing of blood, see the following picture:



Before irradiation



After irradiation

RBC gathering and arrange to linear

RBC separating free normally.

Attention:

1. Please read this instruction carefully before use this product.
2. Don't stare at the laser beam directly or through optic apparatus, in order to prevent burns your eyes.
3. Not putting this product to the place where child can touch.
4. Don't dismantle this product by oneself without permission.
5. If it is out of use for a long time, please take out the battery from the device, and keep off damp,

the heat, and the sunshine.

6. The device with its packing should be stored at dry, ventile and anti-erosive surroundings.
7. Ensure you are using qualified 1.2V AAA of Ni-H rechargeable batteries while recharging with the charger or using the device, if not, take out the batteries before the charger inserted, otherwise it may lead to the risks of burning the device or explosion!!!

Maintain Method:

1. Pay attention to the cleaning of laser nose inserter and laser device, any block of dust or impurities will reduce the transmitting power of laser. Dry cotton cloth can be used to remove the impurities.
2. Pay attention to observe if the device has stopped working or not when the device is not in use. It is recommended to use the device often, do not lay it down for a long time.

Therapeutic Instrument:

1. Laser wavelength: 650nm
2. Laser max power: 5mw
3. Supply Voltage: $\leq 6V$, NI-MH 1.2v AAA rechargeable battery in the device.
4. Recharge time: 3 — 4 hours, for a week use (once a day)

